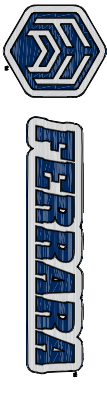
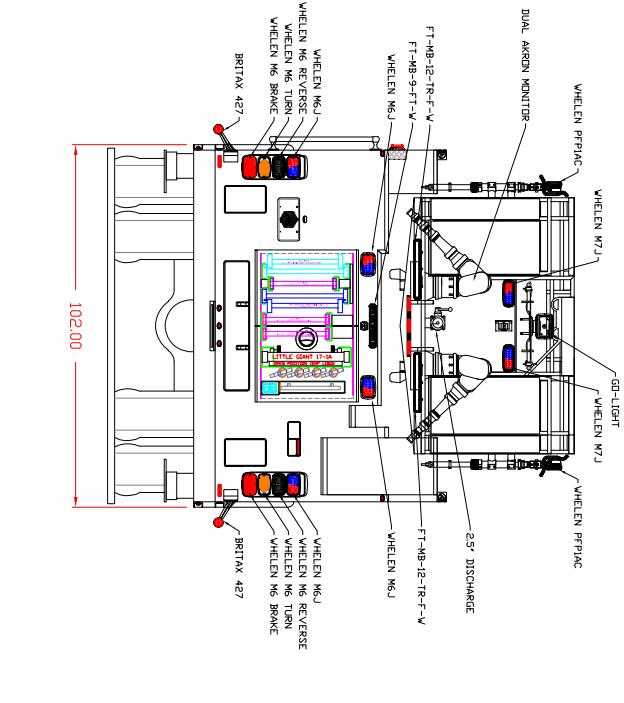
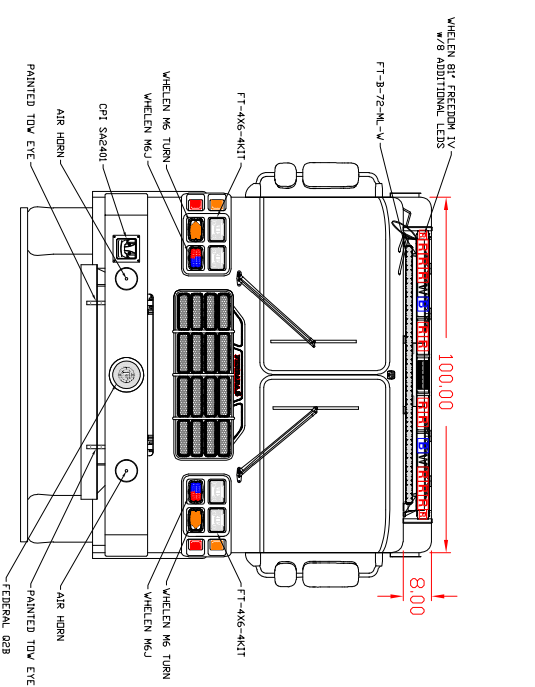
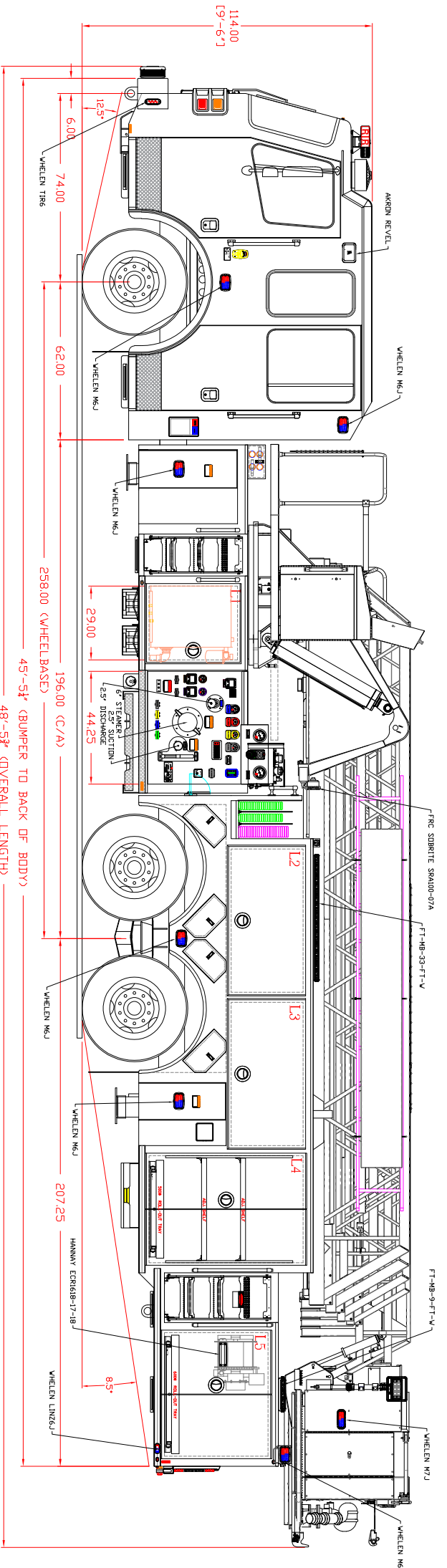
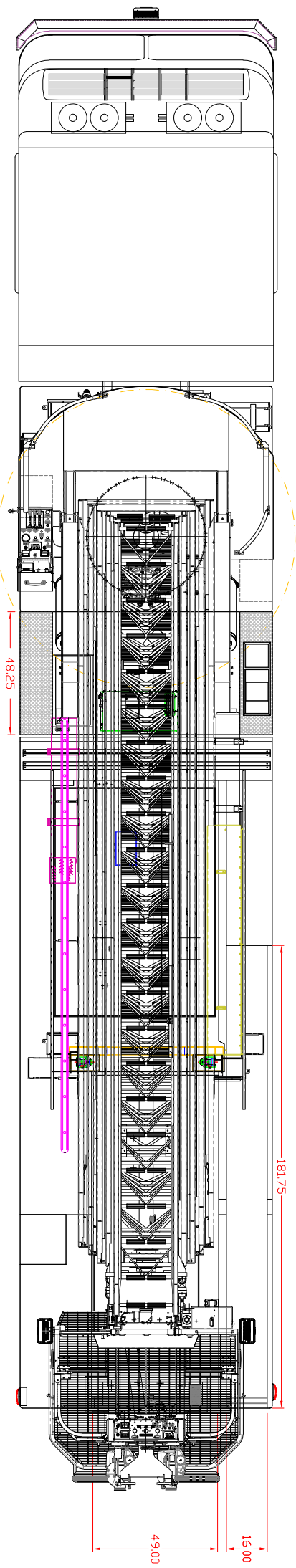
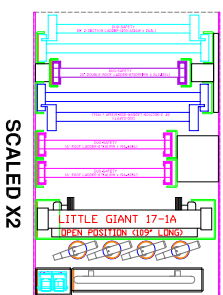


COMPARTMENT DIMENSIONS	
COMP.	OPENING
L1	29W X 34.50H
L2	56.25W X 28H
L3	56.25W X 28H
L4	42W X 60.25H
L5	48.50W X 40.50H
R1	29W X 34.50H
R2	56.75W X 28H
R3	42W X 28H
R4	72W X 22H

SUPPLIED LADDERS			
10' FOLDING LADDER	DUO-SAFETY	585-A	1
14' ROOF LADDER	DUO-SAFETY	775-DR	1*
16' ROOF LADDER	DUO-SAFETY	875-A	2
20' ROOF LADDER	DUO-SAFETY	875-A	1
28'-2-SECT. LADDER	DUO-SAFETY	1200-A	1
35'-2-SECT. LADDER	DUO-SAFETY	1200-A	1
MULTIPURPOSE LADDER	LITTLE GIANT	17-1A	1
8' NEW YORK ROOF HOOK	FIRE HOOKS UNLTD.	RH-8	2
12' NEW YORK ROOF HOOK	FIRE HOOKS UNLTD.	RH-12	2
BACKBOARD			1



100' MMP DEMO
FF1 APPARATUS
 2000 GALLON OMAX PUMP
 300 GALLON WATER TANK
 JOB NO: H7273

CUSTOMER APPROVAL

NAME: _____
 BY: _____
 TITLE: _____
 DATE: _____

DRAWING IS A VISUAL REPRESENTATION OF A SPECIFIED APPARATUS. IN THE EVENT OF DISCREPANCIES BETWEEN SPECIFICATIONS AND DRAWING, SOME DETAILS MAY NOT BE SHOWN OR NOTED.

09-20-23 APPROVAL (AS)
 HEIGHT COULD VARY +/- 2" BASED ON LOADING OF VEHICLE